




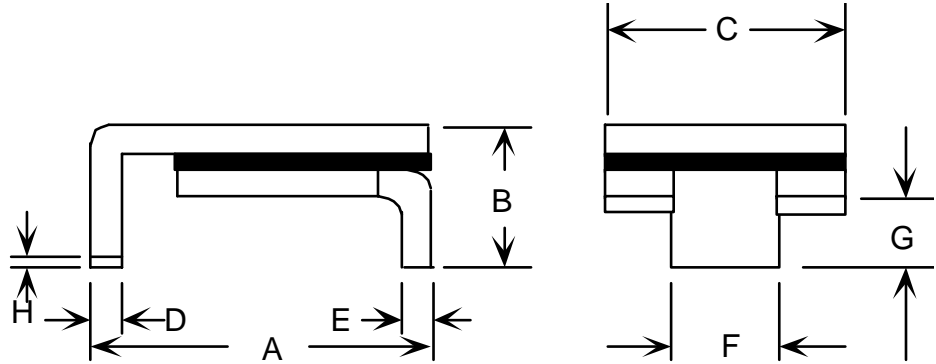
Specification Status: Released

Maximum Electrical Ratings

Operating Voltage / Interrupt Current
30V / 40A
12V / 60A
5V / 125A

Marking:

 **100F** – Part Identification
 – Manufacturer's Mark
 – Lot Identification



Notes:

1. All metal surfaces are tin plated.
2. Devices cannot be wave soldered.
3. Drawing not to scale.

TABLE I. DIMENSIONS:

	A		B		C		D		E		F		G		H
	MIN	MAX	MIN	MAX	MIN	MAX	MIN	MAX	MIN	MAX	MIN	MAX	MIN	MAX	MIN
mm:	6.73	7.98	--	3.00	4.8	5.44	0.56	0.71	0.56	0.71	2.16	2.41	0.66	1.37	0.43
in*:	(0.265)	(0.314)	--	(0.118)	(0.19)	(0.214)	(0.022)	(0.028)	(0.022)	(0.028)	(0.085)	(0.095)	(0.026)	(0.054)	(0.017)

TABLE II. PERFORMANCE RATINGS:

CURRENT RATINGS**						TIME TO TRIP**	RESISTANCE VALUES	TRIPPED-STATE POWER DISSIPATION**
AMPS AT 0°C		AMPS AT 20°C		AMPS AT 60°C		SECONDS AT 20°C, 8.0A MAX	OHMS AT 20°C	WATTS AT 20°C
HOLD	TRIP	HOLD	TRIP	HOLD	TRIP		MIN	MAX*
1.20	2.40	1.10	2.20	0.72	1.45	0.5	0.12	0.48
								1.7

* Maximum resistance is measured 1 hour after reflow.

** Values specified were determined using PCB's with 0.070"X1.5 ounce copper traces.

Agency Recognition: UL, CSA and TÜV
 Reference Documents: PS300, E.N. SMD 1.0x
 Precedence: This specification takes precedence over documents referenced herein.
 Effectivity: Reference documents shall be the issue in effect on the date of invitation for bid.
 CAUTION: Operation beyond the rated voltage or current may result in rupture, electrical arcing or flame.

Materials Information

ROHS Compliant

Directive 2002/95/EC
 Compliant

ELV Compliant

Directive 2000/53/EC
 Compliant

Pb-Free

