




Specification Status: Released

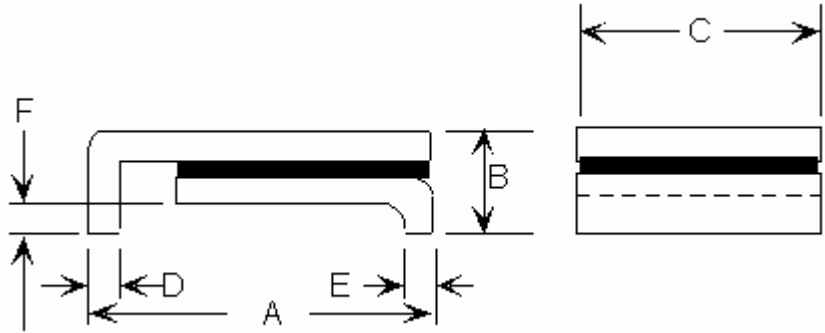
Maximum Electrical Ratings

Operating Voltage / Interrupt Current

- 15Vdc / 40A
- 12Vdc / 60A
- 5Vdc / 125A

Marking:

-  **A10F** – Part Identification
-  – Manufacturer's Mark
-  – Lot Identification



Notes:

1. All metal surfaces are tin plated.
2. Devices cannot be wave soldered.
3. Drawing not to scale.

TABLE I. DIMENSIONS:

	A		B		C		D		E		F	
	MIN	MAX	MIN	MAX	MIN	MAX	MIN	MAX	MIN	MAX	MIN	MAX
mm:	4.72	5.44	--	1.52	4.22	4.93	0.25	0.36	0.25	0.36	0.30	0.46
in*:	(0.186)	(0.214)	--	(0.060)	(0.166)	(0.194)	(0.010)	(0.014)	(0.010)	(0.014)	(0.012)	(0.018)

TABLE II. PERFORMANCE RATINGS:

CURRENT RATINGS**						TIME TO TRIP**	RESISTANCE VALUES		TRIPPED-STATE POWER DISSIPATION**
AMPS AT 0°C		AMPS AT 20°C		AMPS AT 60°C		SECONDS AT 20°C, 8.0A MAX	OHMS AT 20°C		WATTS AT 20°C
HOLD	TRIP	HOLD	TRIP	HOLD	TRIP		MIN	MAX*	MAX
1.20	2.40	1.10	2.20	0.72	1.45	0.5	0.100	0.400	1.4

* Maximum resistance is measured 1 hour after reflow

** Values specified were determined using PCB's with 0.070"x1.5 ounce copper traces

Agency Recognition:

UL, CSA and TÜV

Reference Documents:

PS300, E.N. SMD 1.0x

Precedence:

This specification takes precedence over documents referenced herein.

Effectivity:

Reference documents shall be the issue in effect on the date of invitation for bid.

CAUTION:

Operation beyond the rated voltage or current may result in rupture, electrical arcing or flame.

Materials Information

ROHS Compliant

Directive 2002/95/EC
Compliant

ELV Compliant

Directive 2000/53/EC
Compliant

Pb-Free

