


# 2Pro Devices Help Provide Reliable Connectivity

Raychem Circuit Protection, the leader in innovative circuit protection solutions, has introduced the industry's first integrated overcurrent/overvoltage protection solution—the 2Pro device. The RoHS-compliant component incorporates PolySwitch PPTC (Polymeric Positive Temperature Coefficient) and metal oxide varistor technology in a single device to reduce board space requirements and component count.

Damage to telephony communications equipment can be caused by various sources including lightning and ESD surges, power contact and induction with AC lines. The 2Pro TM2P-10271 and TM2P-10271E devices help provide current limiting during overcurrent events, and voltage clamping during overvoltage events. After a fault condition is removed and power is cycled, 2Pro devices will reset so that communications equipment remains operational.

With the introduction of the 2Pro devices Raychem Circuit Protection addresses the need for resettable circuit protection devices for use in cost-sensitive PSTN (Public Switched Telephone Network) and VoIP (Voice over Internet Protocol) telephony equipment. The widespread use of VoIP gateways in homes and enterprise environments as the primary means of voice delivery requires the utmost safety and reliability in equipment. 2Pro circuit protection devices are designed specifically to help manufacturers comply with global safety standards, including UL 60950, TIA-968-A, IEC 60950, and ITU-T K.20/K.21. The UL 497A listed protector also helps provide ESD protection.



### Benefits:

- Single device helps reduce component count and footprint
- Helps reduce warranty returns
- Helps equipment comply with surge tests per: TIA-968-A, IEC 60950, ITU-T K.20/K.21
- Helps simplify UL 60950 testing
- Helps equipment comply with UL 60950

### Features:

- Single overcurrent, overvoltage and ESD protection device
- Resettable overcurrent protection
- UL 497A listed protector (#E258475)
- RoHS compliant

### Applications:

- Cordless telephones
- VoIP gateways
- Fax machines
- Data modems
- Set-top boxes
- Security systems
- MDF modules
- Analog and ISDN linecards

### TM2P Electrical Characteristics

#### Overcurrent (terminals 1 – 2)—Performance ratings @ 20°C

Part Number	IHOLD (A)	ITRIP (A)	Resistance† (Ω)			Time to Trip (s)† @ 1A	
			R min.	R max.	R1 max*	Typ	Max
TM2P-10271	0.15	0.30	7.0	14.0	16.0	0.3	3
TM2P-10271E‡	0.15	0.30	6.0	12.0	14.0	0.4	4

#### Overvoltage (terminals 2 – 3)

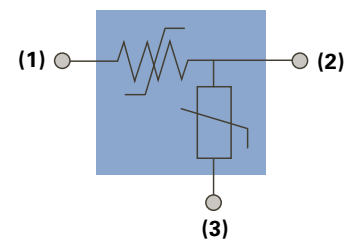
Part Number	Varistor Voltage V @ 1mA		DC Resistance @ 100V (MΩ)	Maximum Clamping Voltage @ 25A (V)	Rated Wattage (W)
	DC (V)	Tolerance			
TM2P-10271	270	± 10%	>10	455	0.25
TM2P-10271E‡	270	± 10%	>10	455	0.25

\* Maximum device resistance at 20°C measured 1 hour post trip.

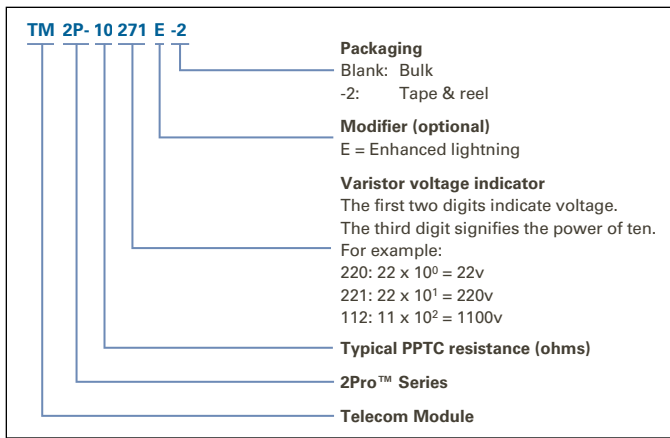
† Corresponds to operation below varistor voltages.

‡ Data is preliminary.

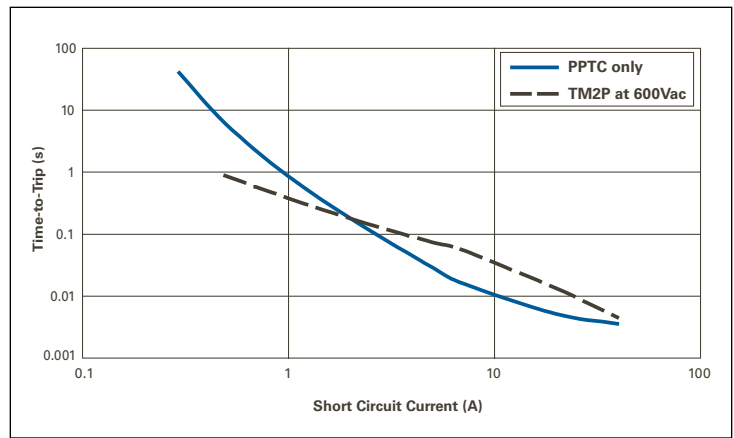
### Electrical Schematic



## Part Numbering System



## Typical Time-to-Trip at 25°C for 2Pro Devices



## Packaging and Marking Information

Part Number	Bag Quantity	Tape & Reel Quantity	Standard Package	Part Marking	Agency Recognition
TM2P-10271	500	-	10,000	1027 & Batch #	UL 497A/File No. E258475
TM2P-10271-2	-	1,500	7,500	1027 & Batch #	UL 497A/File No. E258475
TM2P-10271E	500	-	10,000	3527 & Batch #	Pending
TM2P-10271E-2	-	1,500	7,500	3527 & Batch #	Pending

## Ordering Information

Bulk	500 pieces/bag 10,000 pieces/box
Tape & Reel	1,500 pieces/reel 7,500 pieces/box

## Physical Characteristics

Lead material	22 AWG Sn plated copper
Flammability	IEC 695-2-2 Needle flame test for 20s
Soldering characteristics	ANSI approved IPC/EIA/JEDEC J-STD-002, Category 3
Solder heat withstand	IEC-STD 68-2-20, Section 5, Test Tb, Method 1A

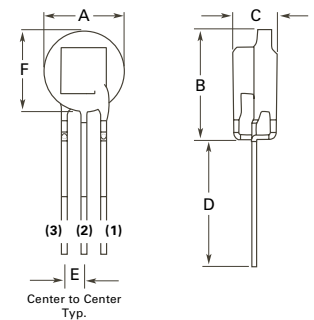
## Environmental Specifications

Test	Conditions
Passive aging	60°C, 1000 hours / 85°C, 1000 hours
Humidity aging	85°C, 85% RH, 1000 hours
Active aging	60°C, 90% RH, 60Vdc bias, 1000 hours
Thermal shock	125°C, -55°C (10 times)
Solvent resistance	MIL-STD-202, Method 215K

**Note:** Storage conditions: 40°C max., 70% RH max., devices should remain in original sealed bag prior to use. Devices may not meet specified values if these storage conditions are exceeded.

## Mechanical Dimensions

	A		B		C		D		E	F	
	Min	Max	Min	Max	Min	Max	Min	Max	Nom	Min	Max
mm	—	12	—	15	—	6.6	6.0	—	2.5	—	12
inch	—	(0.47)	—	(0.59)	—	(0.26)	(0.236)	—	(0.098)	—	(0.47)



**tyco** Electronics

*a vital part of your world*

**Worldwide Headquarters**  
308 Constitution Drive, MS R21/2A  
Menlo Park, CA USA 94025-1164

Tel (800) 227-7040  
(650) 361-6900  
Fax (650) 361-2508

www.circuitprotection.com  
www.circuitprotection.com.hk (Chinese)  
www.raychem.co.jp/polyswitch (Japanese)

2Pro, PolySwitch, Raychem, and Tyco are trademarks. All information, including illustrations, is believed to be reliable. Users, however, should independently evaluate the suitability of each product for their application. Tyco Electronics Corporation makes no warranties as to the accuracy or completeness of the information, and disclaims any liability regarding its use. Tyco Electronics' only obligations are those in the Company's Standard Terms and Conditions of Sale for this product, and in no case will Tyco Electronics be liable for any incidental, indirect, or consequential damages arising from the sale, resale, use or misuse of the product. Specifications are subject to change without notice. In addition, Tyco Electronics reserves the right to make changes—without notification to Buyer—to materials or processing that do not affect compliance with any applicable specification.