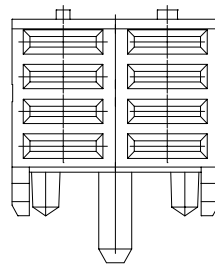
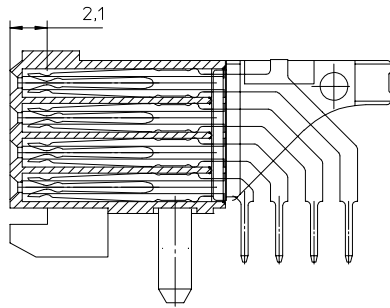
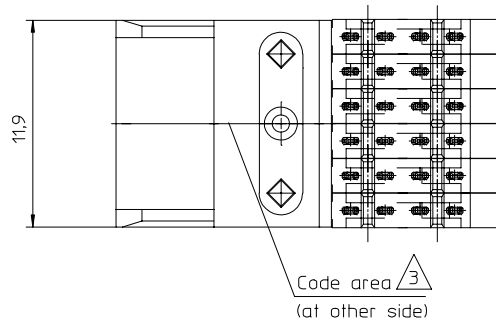


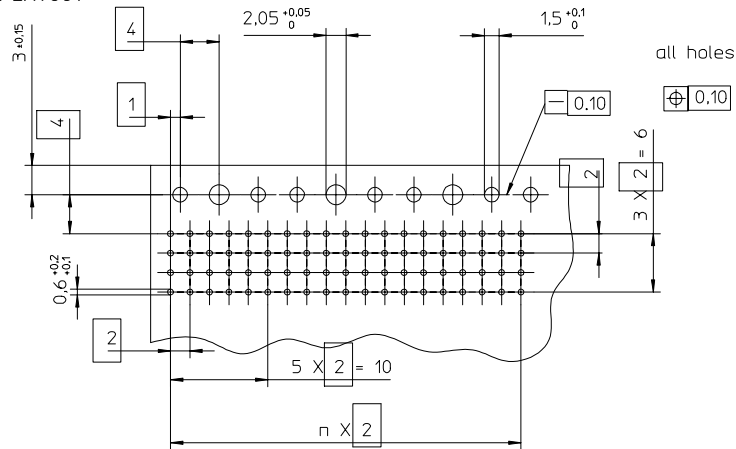
MECHANICAL DIMENSIONS



NOTES

- $\triangle 1$ TO DEFINE EXACT PART NUMBER SEE PLATING TABLE UNDERNEATH
- $\triangle 2$ MATERIAL OF CONTACT : PHOSPHORBRONZE
MATERIAL OF HOUSING : LCP ZENITE 6130
NATURAL WHITE
- $\triangle 3$ CONNECTOR MARKED WITH PART NUMBER AND DATE CODE

RECOMMEND PCB-HOLE LAYOUT



PLATING TABLE

	um Au	um Au	um SnPb	um Ni
HM1-P008-FA4-S1	1,25		0,8	1,3
HM1-P008-FA4-S2		0,8	0,8	1,3
Performance				
	Level 1	Level 2	PIN	Under coating
Part number	Contact area		area	
No.	Name of part or name of assembly drawing		Drawing and part number	Standard
			Symbol of part	Format,dimensions,type
				Material
				Qty.
Product/Draw.no.	Interface/Draw.no.	Mass kg	General tolerance	Scale
		Calcul.		Desig.
		Weigh		TP
				05.11.01
				Check.
				Appd.

PERLOS

STANDARD *Permet 2.0*

Replaces Replaced