

24V DRIVEN, FTP-607 Series

3" HIGH SPEED THERMAL PRINTER

FTP-637MCL401


■ OVERVIEW

The FTP-637 MCL Series are 24V driven high-speed printers with a ultra low profile auto cutter and long life.

The FTP-637 MCL Series can be used for a variety of applications, such as POS terminals, ticket vending machines, label printers, banking terminals, and measurement and medical equipment.

■ HIGHLIGHTS

- **Ultra low profile**
Height 21.8 mm, width 103.2 mm, depth 42.2 mm
- **High speed printing**
It can print at 100 mm/s (800 dotlines/s) maximum by using Fujitsu's unique head drive control.
- **Auto Cutter**
Long life and high reliable guilotine with dedicated motor.
- **Easy paper setting**
Our lever platen release mechanism allows a wide paper route, so paper can be easily inserted. Conventional auto loading is also available.
- **Multifunctional die-cast frame**
Wide operating temperature range, long continuous printing, high ESD absorbtion and discharge of static electricity vibration and shock resistant.



FTP-637MCL401



FTP-637DSL291

■ PART NUMBERS

		Part Number
Printer mechanism with Cutter		FTP-637MCL401 (Easy Load Model with low profile cutter)
LSI for driving		FTP-627CU301
Interface Board for Mech/Cutter	Cutter supported	FTP-637DCL290 Parallel (Centronics) FTP-637DSL291 Serial (RS232C)
Interface cables	Parallel (Centronics)	FTP-628Y202
	Serial (RS232C)	FTP-628Y302
Power cables	Logic	FTP-629Y401
	Head, motor	FTP-629Y601

■ SPECIFICATIONS

Item	Specifications
Part number	FTP-637MCL401
Printing method	Thermal-line dot method
Dot structure	576 dots/line
Dot pitch (Horizontal)	0.125 mm (8 dots/mm)—Dot density
Dot pitch (Vertical)	0.125 mm (8 dots/mm)—Line feed pitch
Effective printing area	72 mm
Number of columns	ANK 48 columns/line (maximum 12 x 24 dot font)
Paper width	80 mm
Paper thickness	60 to 100 μ m (some paper in this range may not be used because of paper characteristics)
Printing Speed	Maximum 100mm/sec. (800 dot line/sec.)
Character types	Alphanumeric, kana: 159 types International characters: 195 types JIS Kanji (Kanji CG loaded board): about 6800 types
Character, dimensions (W×H), number of columns	12 × 24 dots, (1.5 × 3.0 mm), 48 columns: ANK 24 × 24 dots, (3.0 × 3.0 mm), 24 columns: ANK 8 × 16 dots, (1.0 × 2.0 mm), 72 columns: ANK 16 × 16 dots, (2.0 × 2.0 mm), 36 columns: ANK

■ SPECIFICATIONS

Item		Specification
Interface		Conforms to RS232C / Centronics
Power supply	For print head	24 VDC average current, 0.30A (1.19A peak) (print ratio: 12.5%, print speed: 100mm/sec.)
	For motor	24 VDC \pm 5%, 1.0A maximum
	For cutter	24 VDC \pm 5%, 1.1A maximum
	For logic	5 VDC, 0.2 A maximum
Dimensions	Mechanism with cutter	103.2 x 42.2 x 21.8 mm (WxDxH)
	Interface board	70 x 60 x 12mm
Weight	Mechanism with cutter	Approximately 116g
	Interface board	Approximately 25g
Life	Head	Pulse resistance: 500 million pulses/dot (under our standard conditions); Abrasion resistance: paper traveling distance 50km (print ratio: 12.5% or less)
	Cutter	500,000 cuts
Operating environment	Operating temperature*	0° C to 50° C
	Operating humidity	20 to 85% RH (no condensation)
	Storage temperature	-20° C to +60° C (paper not included)
	Storage humidity	5 to 95% RH (no condensation)
Detection function	Head temperature detection	Detected by thermistor
	Paper out/mark detection	Detected by photo-interrupter
	Platen release	Detected by sliding switch
Recommended thermal sensitive paper		High Sensitive Paper TF50KS-E4 (Nippon Paper)
		Standard paper: TF60KS-E(Nippon Paper), FTP-020PU001 (58mm), PD105R (Oji Paper), FTP-020P0701 (58mm)
		Medium Life Paper TF60KS-F1, FTP-020P0102 (58mm), PD170R (Oji Paper), P220VBB-1 Mitsubishi Paper)
		Long Life Paper PD160R-N (Oji Paper), AFB-235 (Mitsubishi Paper), TP50KJ-R (Nippon Paper), HA220AA (Nippon Paper)

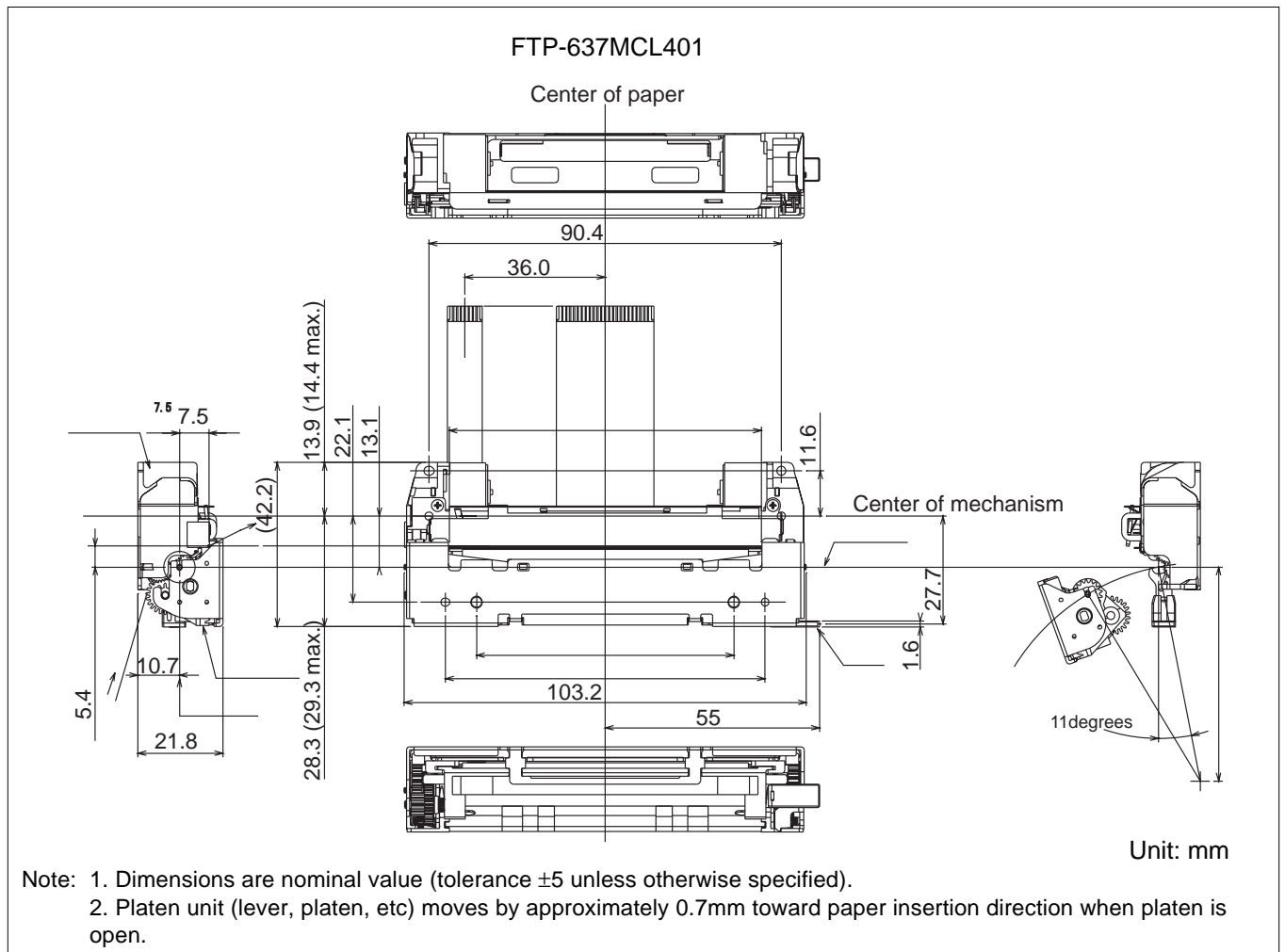
*+5°C to +40°C printing density assurance range.

FUNCTION OF INTERFACE BOARD

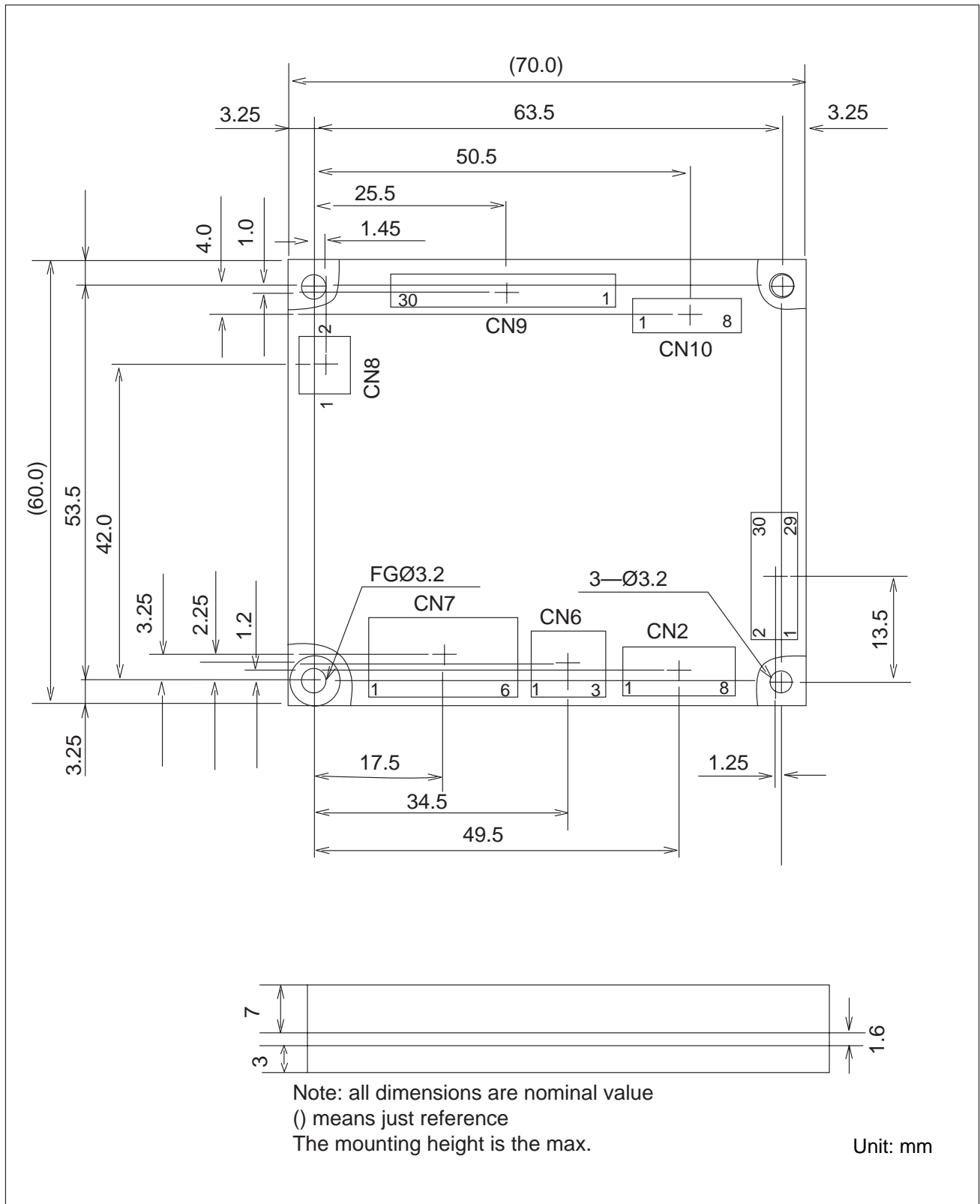
Item	Item
1. Test print function	8. Cutter trouble detect
2. Paper out detection	9. Motor power saving function
3. Paper near end detection	10. Mark detection function
4. Platen open detection	11. MCU operation abnormality detection
5. Thermal head temperature abnormality detection	12. Power ON/OFF sequence protection
6. Blow-out fuse detection	13. Motor over-current protection
7. Head voltage abnormality detection	14. Hardware timer

DIMENSIONS

1. Printer mechanism



2. Interface board



1. Connector (FPC) specification (CN4)

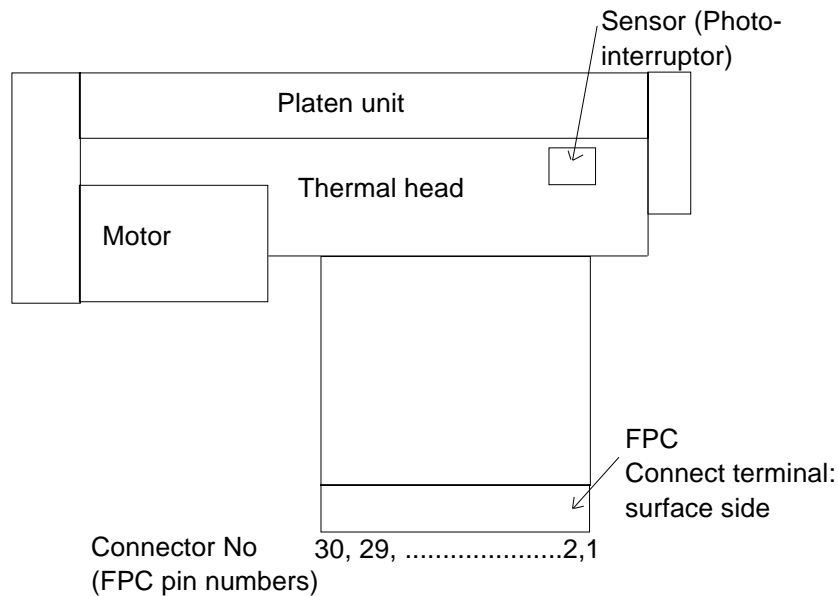
(1) Connector

Mechanical unit side: FPC connector

Remote side (housing site): 52610-3090 (made by Molex)

(2) Pin assignment on the mechanical side

No	Signal	I/O	Contents
1	PHK	—	Photointerrupter (Cathode)
2	VSEN	I	Ground power supply for paper sensor
3	PHE	O	Photointerrupter (Emitter)
4	VH	I	Head drive power
5	VH	I	Head drive power
6	VH	I	Head drive power
7	DI	I	Data input
8	$\overline{\text{STB3}}$	I	Strobe 3
9	$\overline{\text{STB4}}$	I	Strobe 4
10	VDD	I	Logic Power
11	GND	—	Head ground
12	GND	—	Head ground
13	GND	—	Head ground
14	GND	—	Head drive power
15	GND	—	Head drive power
16	GND	—	Head drive power
17	TM	O	Thermistor
18	$\overline{\text{STB1}}$	I	Strobe 1
19	$\overline{\text{STB2}}$	I	Strobe 2
20	LAT	I	Data Latch
21	CLK	I	Clock
22	VH	I	Head drive power
23	VH	I	Head drive power
24	VH	I	Head drive power
25	SW	—	Platen open switch
26	SW	—	Platen open switch
27	MT/A	I	Motor excite signal A
28	$\overline{\text{MT/A}}$	I	Motor excite signal $\overline{\text{A}}$
29	MT/B	I	Motor excite signal B
30	$\overline{\text{MT/B}}$	I	Motor excite signal $\overline{\text{B}}$



2. Cutter (CN5)

Connector on control circuit side: 52610-0890 Molex or equivalent

No.	Signal	I/O	Contents	No.	Signal	I/O	Contents
1	VSEN	I	Paper sensor power	2	PHE	O	Photo interruptor (emittor)
3	PHK	O	Photo interruptor (cathode)	4	MT/A	I	Motor excite signal A
5	MT/Ā	I	Motor excite signal Ā	6	MT/B	I	Motor excite signal B
7	MT/B̄	I	Motor excite signal B̄	8	NC	—	Not connected

Fujitsu Components International Headquarter Offices

Japan
Fujitsu Component Limited
Gotanda-Chuo Building
3-5, Higashigotanda 2-chome, Shinagawa-ku
Tokyo 141, Japan
Tel: (81-3) 5449-7010
Fax: (81-3) 5449-2626
Email: promothq@ft.ed.fujitsu.com
Web: www.fcl.fujitsu.com

North and South America
Fujitsu Components America, Inc.
250 E. Caribbean Drive
Sunnyvale, CA 94089 U.S.A.
Tel: (1-408) 745-4900
Fax: (1-408) 745-4970
Email: marcom@fcai.fujitsu.com
Web: www.fcai.fujitsu.com

Europe
Fujitsu Components Europe B.V.
Diamantlaan 25
2132 WV Hoofddorp
Netherlands
Tel: (31-23) 5560910
Fax: (31-23) 5560950
Email: info@fceu.fujitsu.com
Web: www.fceu.fujitsu.com

Asia Pacific
Fujitsu Components Asia Ltd.
102E Pasir Panjang Road
#04-01 Citilink Warehouse Complex
Singapore 118529
Tel: (65) 6375-8560
Fax: (65) 6273-3021
Email: fcalf@fcal.fujitsu.com
www.fcal.fujitsu.com