

MATERIAL AND FINISH AS BELOW	
A Housing	LCP UL94V-0, Color: Black
B Contact	Phosphor Bronze CS210R, Contact Area: 15u" Gold, Solder Tail: Gold Flash

SPECIFICATION:

1. ELECTRICAL

- 1.1 Current Rating: **0.5A**
- 1.2 Voltage Rating: **15VDC**
- 1.3 Contact Resistance: **Initially: 50mΩ, Finally: 100mΩ max**
- 1.4 Insulation Resistance: **1000MΩ**
- 1.5 Dielectric Withstanding Voltage: **500VAC for 1 minute**

2. MECHANICAL

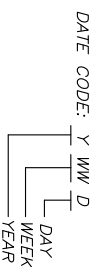
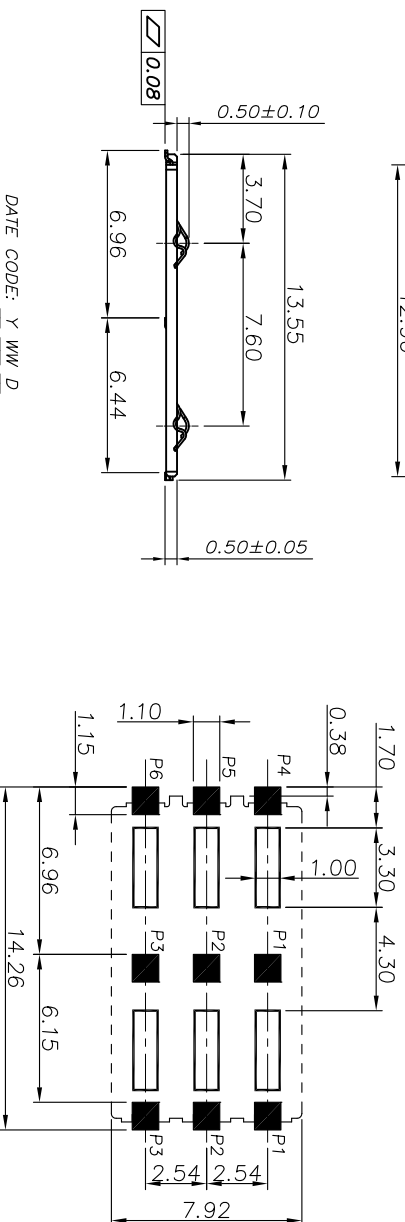
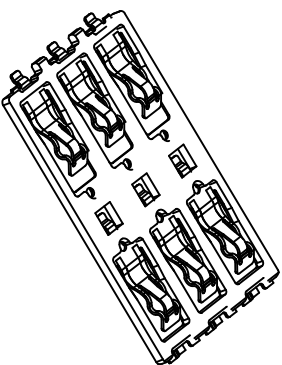
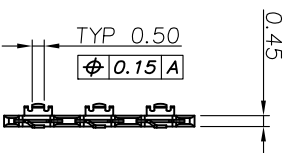
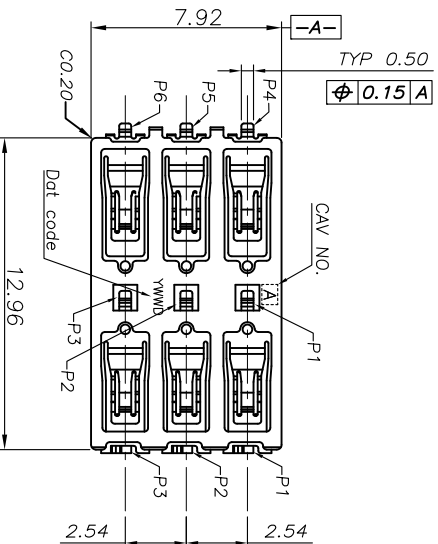
- 2.1 Durability: **3000 Cycle**
- 2.2 Contact Normal Force : **0.5N min**

3. ENVIRONMENTAL

- 3.1 Operating temperature range: **-30°C to +85°C**
- 3.2 Storage temperature range: **-30°C to +85°C**

4. SOLDER ABILITY

- 4.1 Recommended IR Reflow Temperature: **260°C**



RECOMMENDED PCB LAYOUT
 T=0.65mm TOLERANCE ±0.05mm
 --- CONNECTOR BOUNDARY
 ■ SOLDERING AREA □ NO WIRING AREA

Vcc	RST	CLK	GND	Vpp	I/O
P1	P2	P3	P4	P5	P6

PIN ASSIGNMENT

UNLESS OTHERWISE SPECIFIED TOLERANCE	
ANGLES	ANG. 45°
LINEAR	0. ±0.3
	0.0 ±0.25
	0.00 ±0.20



www.attend.com.tw

DRAWN NAME:

Micro SIM Card Socket Slim Type

SCALE	AS SHOWN	UNIT: mm
DRAWN	Fros	2014/11/07
CHECKED	Ron	2014/11/07
APPROVED	Ken	2014/11/07
PRODUCT NO.	1150-AEA0	
FILE NAME	1150-AEA0_B_1	

REV.	DESCRIPTION	DATE
A	Initial Release	11/07/2014

SIZE	REV.	FILE NAME
A4	1.0	1150-AEA0_B_1