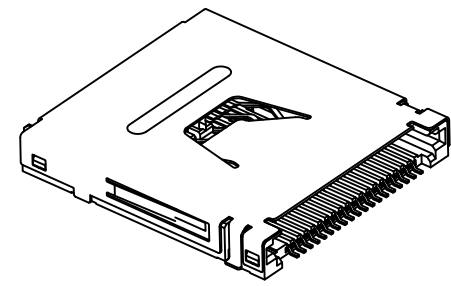


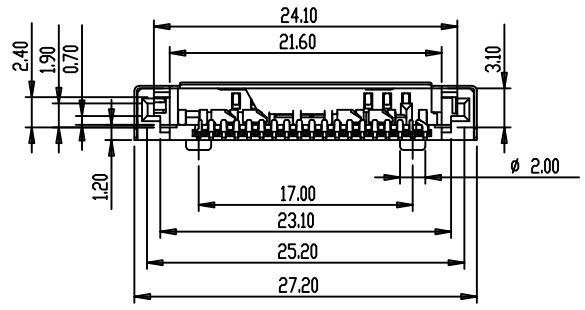
NOTES :

1. MATERIAL :
INSULATOR : HIGH TEMPERATURE THERMOPLASTIC , UL94V-0.
COLOR : BLACK
CONTACT : PHOSPHOR BRONZE.
2. APPLICATION : SD&HS SD&SDHC&MMC&MMCplus&xD&MS&MS PRO&MagicGate MS&MS-ROM&MS I/O Expansion (It can protect the damage of MSDuo)
3. PLATING : CONTACT AREA :Gold Flash,10u" PLATED OVER Ni
SOLDER AREA : MATTE TIN PLATED OVER Ni



PRODUCT NUMBER:
107R-C D 0 0-R
1 2

- 1.Type
C:SD/MMC/MS/XD/MMC4.0
- 2.Contact Plating
A:Gold Flash
D:10u" Gold Plating

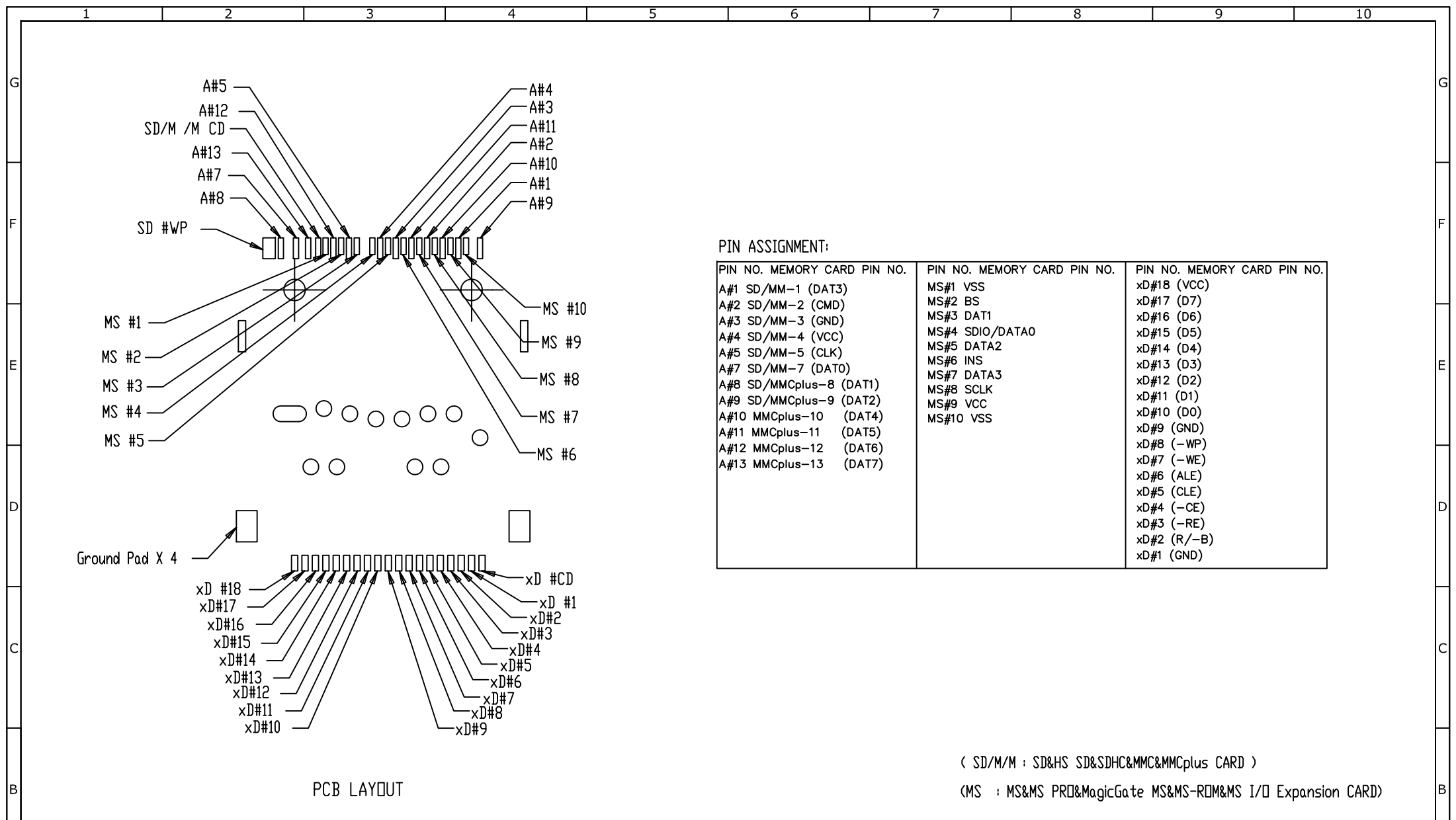


REV.	DESCRIPTION	DATE	REV.	DESCRIPTION	DATE	SIZE	REV.	FILE NAME
1			4			A4	1.0	107R-CD00-R_B_2
2			5					
3			6					
4			7					
5			8					
6			9					
7			10					

A	Revise:							
	Revise:							
	Revise:							
	Revise:							
	Revise:							

UNLESS OTHERWISE SPECIFIED TOLERANCE			www.attend.com.tw	
ANGLES	ANG.	±5°	DRAWN NAME:	
LINEAR	0.	±0.3	Multi Card Socket	
	0.0	±0.25	SD/MMC/MMC4.0/MS/XD	
	0.00	±0.20	PRODUCT NO. 107R-CD00-R	
SCALE	AS SHOWN	UNIT: mm	FILE NAME 107R-CD00-R_B_2	
DRAWN	Willis	2014/03/19		
CHECKED	Angel	2014/03/19		
APPROVED	Ken	2014/03/19		





PIN ASSIGNMENT:

PIN NO.	MEMORY CARD	PIN NO.	PIN NO.	MEMORY CARD	PIN NO.	PIN NO.	MEMORY CARD	PIN NO.
A#1	SD/MM-1 (DAT3)	MS#1	VSS	xD#18	(VCC)			
A#2	SD/MM-2 (CMD)	MS#2	BS	xD#17	(D7)			
A#3	SD/MM-3 (GND)	MS#3	DAT1	xD#16	(D6)			
A#4	SD/MM-4 (VCC)	MS#4	SDIO/DATA0	xD#15	(D5)			
A#5	SD/MM-5 (CLK)	MS#5	DATA2	xD#14	(D4)			
A#7	SD/MM-7 (DAT0)	MS#6	INS	xD#13	(D3)			
A#8	SD/MMCplus-8 (DAT1)	MS#7	DATA3	xD#12	(D2)			
A#9	SD/MMCplus-9 (DAT2)	MS#8	SCLK	xD#11	(D1)			
A#10	MMCplus-10 (DAT4)	MS#9	VCC	xD#10	(D0)			
A#11	MMCplus-11 (DAT5)	MS#10	VSS	xD#9	(GND)			
A#12	MMCplus-12 (DAT6)			xD#8	(-WP)			
A#13	MMCplus-13 (DAT7)			xD#7	(-WE)			
				xD#6	(ALE)			
				xD#5	(CLE)			
				xD#4	(-CE)			
				xD#3	(-RE)			
				xD#2	(R/-B)			
				xD#1	(GND)			

PCB LAYOUT

(SD/M/M : SD&HS SD&SDHC&MMC&MMCplus CARD)

(MS : MS&MS PRO&MagicGate MS&MS-ROM&MS I/O Expansion CARD)

				UNLESS OTHERWISE SPECIFIED TOLERANCE				
				ANGLES	ANG.	±5°		
				LINEAR	0.	±0.3		
					0.0	±0.25		
				0.00	±0.20			
				SCALE	AS SHOWN	UNIT: mm		
A	△	Revise:		DRAWN	Willis	2014/03/19	DRAWN NAME: Multi Card Socket	
	△	Revise:		CHECKED	Angel	2014/03/19	SD/MMC/MMC4.0/MS/xD	
	△	Revise:		APPROVED	Ken	2014/03/19	PRODUCT NO.	107R-CD00-R
REV.		DESCRIPTION	DATE	REV.		DESCRIPTION	DATE	FILE NAME
1				4				107R-CD00-R_B_2

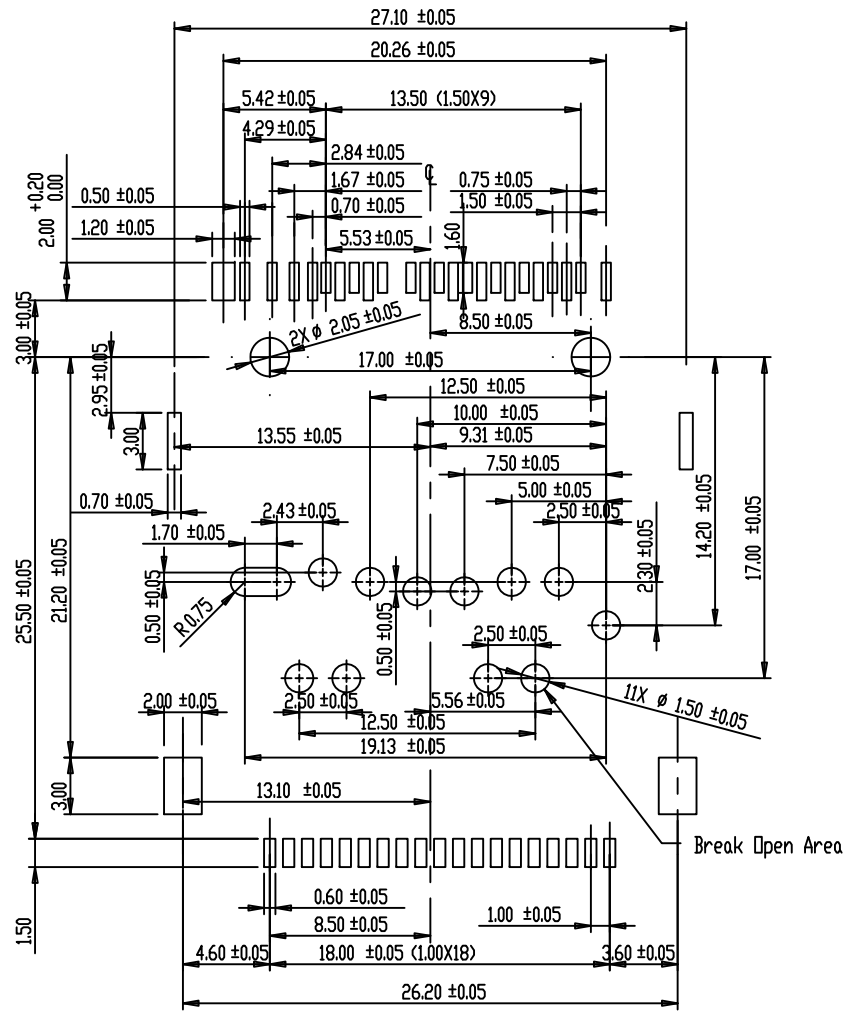


www.attend.com.tw



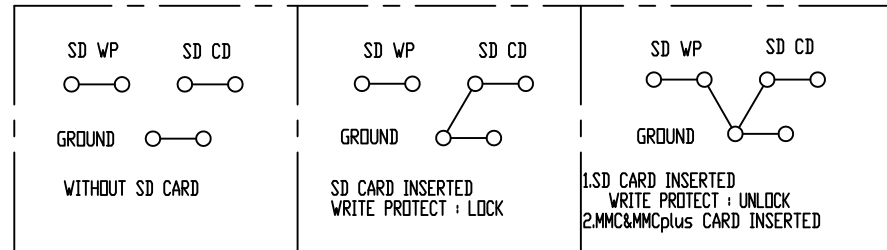
SIZE A4

REV. 1.0

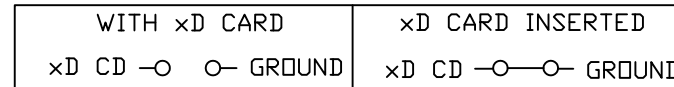


PCB LAYOUT

SD CIRCUIT :



xD CIRCUIT :



REV.	DESCRIPTION	DATE	REV.	DESCRIPTION	DATE	SIZE	REV.	FILE NAME
1			2			A4	1.0	107R-CD00-R_B_2
3			4					
5			6					
7			8					
9			10					

UNLESS OTHERWISE SPECIFIED TOLERANCE			www.attend.com.tw	
ANGLES	ANG.	±5°	DRAWN NAME: Multi Card Socket SD/MMC/MMC4.0/MS/xD	
LINEAR	0.	±0.3		
	0.0	±0.25		
	0.00	±0.20		
SCALE	AS SHOWN	UNIT: mm	PRODUCT NO. 107R-CD00-R	
DRAWN	Willis	2014/03/19	FILE NAME	
CHECKED	Angel	2014/03/19		
APPROVED	Ken	2014/03/19		

